

A Survey of Palmprint Recognition

¹Adams Kong, ²David Zhang, and ³Mohamed Kamel

¹Forensic and Security Laboratory
School of Computer Engineering,
Nanyang Technological University,
Block N4, Nanyang Avenue, Singapore 639798

²Biometrics Research Centre
Department of Computing, The Hong Kong Polytechnic University
Kowloon, Hong Kong

³Pattern Analysis and Machine Intelligence Research Group
Department of Electrical and Computer Engineering
University of Waterloo,
200 University Avenue West, Ontario, Canada

Corresponding author:

Adams Kong

School of Computer Engineering,

Nanyang Technological University,

Block N4, Nanyang Avenue, Singapore 639798

Tel: (65) 6513 8041

Fax: (65) 6792 6559

E-mail: adamskong@ieee.org

Abstract — Palmprint recognition has been investigated over ten years. During this period, many different problems related to palmprint recognition have been addressed. This paper provides an overview of current palmprint research, describing in particular capture devices, preprocessing, verification algorithms, palmprint-related fusion, algorithms especially designed for real-time palmprint identification in large databases and measures for protecting palmprint systems and users' privacy. Finally, some suggestion is offered.

Keywords: Biometrics, security, identical twins, privacy, template protection.

1. Introduction

The inner surface of the palm normally contains three flexion creases, secondary creases and ridges. The flexion creases are also called principal lines and the secondary creases are called wrinkles. The flexion and the major secondary creases are formed between the 3rd and 5th months of pregnancy [36] and superficial lines appear after we born. Although the three major flexions are genetically dependent, most of other creases are not [2]. Even identical twins have different palmprints [2]. These non-genetically deterministic and complex patterns are very useful in personal identification. Human beings were interested in palm lines for fortune telling long time ago. Scientists know that palm lines are associated with some genetic diseases including Down syndrome, Aarskog syndrome, Cohen syndrome and fetal alcohol syndrome [68]. Scientists and fortunetellers name the lines and regions in palm differently shown in Fig. 1 [30].

Palmprint research employs either high resolution or low resolution images. High resolution images are suitable for forensic applications such as criminal detection [24]. Low resolution images are more suitable for civil and commercial applications such as access control. Generally speaking, high resolution refers to 400 dpi or more and low resolution refers to 150 dpi or less. Fig. 2 illustrates a part of a high-resolution palmprint image and a low resolution palmprint image. Researchers can extract ridges, singular points and minutia points as features from high resolution images while in low resolution images they generally extract principal lines, wrinkles and texture. Initially palmprint research focused on high-resolution images [69-70] but now almost all research is on low resolution images for civil and commercial applications. This is also the focus of this paper.

The design of a biometric system takes account of five objectives: cost, user acceptance and environment constraints, accuracy, computation speed and security (Fig. 3). Reducing accuracy can increase speed. Typical examples are hierarchical approaches. Reducing user acceptance can improve accuracy. For instance, users are required to provide more samples for training. Increasing cost can enhance security. We can embed more sensors to collect different signals for liveness detection. In some applications, environmental constraints such as memory usage, power consumption, size of templates and size of devices have to be fulfilled. A biometric system installed in PDA (personal digital assistant) requires low power and memory consumption but these requirements may not be vital for biometric access control systems. A practical biometric system should balance all these aspects.

A typical palmprint recognition system consists of five parts: palmprint scanner, preprocessing, feature extraction, matcher and database illustrated in Fig. 4. The palmprint scanner collects palmprint images. Preprocessing sets up a coordinate system to align palmprint images and to segment a part of palmprint image for feature extraction. Feature extraction obtains effective features from the preprocessed palmprints. A matcher compares two palmprint features and a database stores registered templates.

The rest of this paper is organized as the follows. Section 2 reviews palmprint scanners and preprocessing algorithms. Section 3 lists verification algorithms. Section 4 summarizes various fusion approaches for enhancing verification accuracy. Section 5 discusses the algorithms for real-time palmprint identification in large databases. Section 6 mentions the existing methods for protecting palmprint systems and user privacy. Section 7 offers some concluding remarks and further directions

2. Palmprint Scanners and Preprocessing

2.1 Palmprint Scanners

Researchers utilize four types of sensors, CCD-based palmprint scanners, digital cameras, digital scanners and video cameras to collect palmprint images. Fig. 5 shows a CCD-based palmprint scanner developed by The Hong Kong Polytechnic University. Zhang et al. and Han were the first two research teams developing CCD-based palmprint scanners [7, 9]. CCD-based palmprint scanners capture high quality palmprint images and align palms accurately because the scanners have pegs for guiding the placement of hands [7, 9]. These scanners simplify the development of recognition algorithms because the images are captured in a controlled environment. However, developing a CCD-based palmprint scanner requires a suitable selection of lens, camera, and light sources. Wong

et al. provide some principles for CCD-based palmprint scanner design [93]. Although these palmprint scanners can capture high quality images, they are large.

Collection approaches based on digital scanners, digital cameras and video cameras require less effort for system design and can be found in office environments. These approaches do not use pegs for the placement of hands. Some researchers believe this increases user acceptance. Digital cameras and video cameras can be used to collect palmprint images without contact [37], an advantage if hygiene is a concern. However, these images might cause recognition problem as their quality is low because they collect is in an uncontrolled environment with illumination variations and distortions due to hand movement. Digital scanners are not suitable for real-time applications because of the scanning time.

Fig. 6(a) is a palmprint image collected with a CCD-based palmprint scanner and Fig. 6(b) is a palmprint image collected with a digital scanner. Although Fig. 6(a) does not include the fingers, this does not mean that CCD-based palmprint scanners cannot capture fingers. The scanner developed by Han can capture all information from a palm including fingers and palm. Capturing fingers may require increasing the size of the device. In Fig. 6(b), we can see that the palm is distorted because of contact with the scanners. This distortion does not happen in Fig. 6(a) because the scanner is better designed.

2.2 Preprocessing

Preprocessing is used to align different palmprint images and to segment the centre for feature extraction. Most of the preprocessing algorithms employ the key points between

fingers to set up a coordinate system. Preprocessing involves five common steps, 1) binarizing the palm images, 2) extracting the contour of hand and/or fingers, 3) detecting the key points, 4) establishing a coordination system and 5) extracting the central parts. Fig. 7(a) illustrates the key points and Fig. 7(b) shows a preprocessed image.

The first and second steps in all the preprocessing algorithms are similar. However, the third step has several different implementations including tangent-based [7], bisector-based [16, 48] and finger-based [9, 10] to detect the key points between fingers. The tangent-based approach considers the two boundaries — one from point finger and middle finger and the other from ring finger and last finger — as two convex curves and computes the tangent of these two curves. The two intersections are considered as two key points for establishing the coordinate system. Tangent-based approaches have several advantages. They depend on a very short boundary around the bottom of fingers. Therefore, it is robust to incomplete fingers (as in the disabled) and the presence of rings. Bisector-based approach constructs a line using two points, the center of gravity of a finger boundary and the midpoint of its start and end points. The intersection of the line and the finger boundary is considered a key point. Han and his team propose two approaches to establish the coordinate system, one based on the middle finger [10] and the other based on the point, middle and ring fingers [9]. The middle finger approach uses a wavelet to detect the fingertip and the middle point in the finger bottom and construct a line passing through these two points [10]. The multiple finger approach uses a wavelet and a set of predefined boundary points on the three fingers to construct three lines in the middle of the three fingers. The two lines from point and ring fingers are used to set the orientation of the coordinate system and the line from the middle finger is used to set its

position. These approaches use only the information on the boundaries of fingers while Kumar et al. proposed using all information in palms [50]. They fit an ellipse to a binary palmprint image and set up the coordinate system according to the orientation of the ellipse.

After obtaining the coordinate systems, the central parts of palmprints are segmented. Most of the preprocessing algorithms segment square regions for feature extraction but some of them segment circular [61] and half elliptical regions [41]. The square region is easier for handling translation variation, while the circular and half elliptical regions may be easier for handling rotation variation.

3. Verification Algorithms

Once the central part is segmented, features can be extracted for matching. There are two types of recognition algorithms, verification and identification. Verification algorithms must be accurate. Identification algorithms must be accurate and fast (matching speed). This section concentrates on verification algorithms and identification algorithms will be discussed in Section 5. Verification algorithms are line-based, subspace-based and statistic-based. Some algorithms in this section can support a certain scale of identification. However, most of the researchers do not report matching speed.

3.1 Line-Based Approaches

Line-based approaches either develop edge detectors or use existing edge detection methods to extract palm lines [31, 34, 44, 52-53, 58-60, 83, 95]. These lines are either matched directly or represented in other formats for matching.

Wu et al. use Canny edge operator [103] to detect palm lines [44]. The orientations of the edge points are passed into four membership functions representing four directions. For each direction, the authors compute $E_{R,i} = \sum_{(x,y) \in R} (Mag(x,y) \times \mu_i(x,y))^2$, where μ_i represents one of the membership functions; Mag represents the magnitude of the lines and R is a local region. The feature value, $E_{R,i}$ is normalized. Finally, Euclidean distance is used for matching.

Wu et al. designed two masks to compute the vertical first-order derivative and the second-order derivative of palmprint images [34]. The directional first-order and second-order derivatives can be obtained by rotating the two standard masks. They use the zero-crossings of the first-order derivatives to identify the edge points and corresponding directions. The magnitude of the corresponding second-order derivative is considered as the magnitude of the lines. They retain only the positive magnitude because palm lines are valleys. The weighted sum of the local directional magnitude is regarded as an element in the feature vector. This feature is normalized by its maximum and minimum components. As with [44], Euclidean distance is used for matching.

Wu et al. propose another algorithm, which use Sobel masks to compute the magnitude of palm lines [48]. These magnitudes are projected along both x and y directions to form histograms. These histograms are considered as inputs of Hidden Markov Models (HMMs).

Boles et al. use Sobel masks and thresholds to construct binary edge images [52] and then employ Hough transform to extract the parameters of the six lines with highest densities in the accumulator array for matching.

Kung et al. formed a feature vector based on a low-resolution edge map. The feature vector is passed into decision-based neural networks [58]. This was the first paper to report an on-line palmprint recognition method.

Pedro et al. employ Sobel masks to enhance edge information and the statistical information in the processed images is used to estimate an optimal threshold for extracting the edges [59]. The authors then utilize a thinning algorithm to further process the edges. Several descriptors of the edges are computed as features for matching.

Huang et al. proposed a two-level modified finite radon transform and a dynamic threshold to extract major wrinkles and principal lines. Two binary edge maps are compared based on a matching scheme called pixel-to-area comparison [83]. The authors claim that the proposed algorithm has a better high false acceptance rate than a classical palmprint identification algorithm – PalmCode [1, 7]. However, PalmCode still has a better at low false acceptance rate. Even though some strong wrinkles are included in the edge maps, the major features in this method are principal lines, which are genetically dependent [2].

Leung et al. employ Sobel masks to extract palm lines and line segment Hausdorff distance to compare two palmprints [95, 104]. Rafael Diaz et al. use Sobel masks and Morphologic operator as two separated feature extractors to obtain the gradient of the images [53]. These feature values are classified by neural networks.

3.2 Subspace-Based Approaches

Subspace-based approaches also called appearance-based approach in the literature of face recognition. They use principal component analysis (PCA), linear discriminant

analysis (LDA) and independent component analysis (ICA) [8, 12-13, 18, 42, 63, 66-67, 90]. The subspace coefficients are regarded as features. Various distance measures and classifiers are used to compare the features. In addition to applying PCA, LDA and ICA directly to palmprint images, researchers also employ wavelets, Gabor, discrete cosine transform (DCT) and kernels in their methods [8, 18, 39, 42, 89, 91]. Fig. 8 illustrates the architecture of subspace approach. Some researchers have developed new subspace approaches and examined them on palmprints [71-73, 102, 105]. Generally speaking, subspace-based approaches do not make use of any prior knowledge of palmprints. Table 1 summarizes subspace approaches.

3.3 Statistical Approaches

Statistical approaches are either local or global statistical approaches. Local statistical approaches transform images into another domain and then divide the transformed images into several small regions [10, 15, 33, 45, 50-51, 63-64]. Local statistics such as means and variances of each small region are calculated and regarded as features. Gabor, wavelets and Fourier transforms have been applied. The small regions are commonly square but some are elliptical and circular [29, 64]. To our knowledge, no one has yet investigated high order statistics for these approaches. In addition to directly describing the local region by statistics, Wang et al. use histograms of local binary pattern as features [98]. Global statistical approaches [11, 14, 46, 49, 54] compute global statistical features directly from the whole transformed images. Moments, centers of gravity and density have been regarded as the global statistical features. Table 2 summarizes these algorithms.

3.4 Other Approaches

Some approaches are difficult to classify [9, 32, 43, 47, 55, 78, 92, 96-97, 99, 101] because they combine several image-processing methods to extract palmprint features and employ some standard classifiers such as neural networks to make the final decision.

Chen et al. [101] perform a two dimensional dual-tree complex transform on the preprocessed palmprints to decompose the images. Dual-tree complex transforms are proposed to resolve the weakness of traditional wavelet transform, which is not shift-invariant, for pattern recognition. Then they apply Fourier Transform on each subband and regard the spectrum magnitude as features. Finally, SVM is used as a classifier.

Chen et al. extract a series of local features (e.g. average intensity) along a spiral [78] and use a time series method called symbolic aggregate approximation to represent the features and minimum distance to compare two feature vectors.

Doi et al. regard the intersection points of finger skeletal lines and finger creases and the intersection points of the extended finger skeletal lines and principal lines as feature points [55]. In addition to position information, the tangential angles between the principal lines and the extended skeletal lines are also considered as features. They used root mean square deviation to measure the differences between two features.

Han extracted seven specified line profiles from preprocessed palmprints and three fingers and used wavelets to compute low frequency information [9]. This information is formed as a new feature vector, whose dimensionality is reduced by PCA. Finally, generalized learning vector quantization and optimal positive Boolean function

are used to make final decision. This work may be the first paper employing feature-level fusion for palmprint recognition.

Hennings-Yeamans et al. employ Log-Gabor filters to assign line-content scores to different regions of palmprints [43, 97]. A specific number of regions with top line-content scores are selected to train correlation filters. They use optimal tradeoff synthetic discriminant function (OTSDF) filter as a classifier. Correlation filter is a type of classifiers, extensively studied by Vijaya Kumar and his coworkers [106]. To optimize verification performance, they make use of several user-specific techniques (e.g. user-specific segmentation and user-specific threshold).

Koichi et al. also propose a correlation approach [96]. The amplitude spectrum of two segmented images is used to estimate their rotational and scale differences. One of the images is rotated and scaled and then their amplitude information in the frequency domain is removed. Finally, band-limited phase-only correlation (BLPOC) is used to compute the similarity of two images. BLPOC only considers low to middle frequency information.

Zhang et al. used complex wavelets to decompose palmprint images and propose a modified complex-wavelet structural similarity (CW-SSIM) index for measuring the local similarity of two images [99]. The overall similarity of two palmprints is estimated as the average of all local modified CW-SSIM. CW-SSIM is originally proposed for evaluating image quality [100].

Zhou et al. [92] employ wavelet to decompose palmprints and use support vector machine (SVM) as a classifier. The input of the SVM is low subband images. This approach may overlook some important information in the middle frequency spectrum.

4. Fusion

Fusion is a promising approach that may increase the accuracy of systems [77]. Many biometric traits including fingerprint [82], palm vein [84], finger surface [19, 39, 80], face [20, 62, 66, 81], iris [88], and hand shape [17, 39, 50, 61, 76] have been combined with palmprints at score level or at representation level. Combining other hand features such as hand geometry and finger surface with palmprints allows these features and palmprints to be extracted from a single hand image. Only one sensor is needed. Researchers have examined various fusion rules including sum, maximum, average, minimum, support vector machines and neural networks. Researchers also fuse features including appearance-based, line and texture features from palmprints [21, 29]. Kumar et al. even fuse user identities [62]. Table 3 summarizes the existing fusion approaches. Although fusion increases accuracy, it generally increases computation costs and template sizes and reduces user acceptance.

5. Identification in Large Databases

5.1 Classification and Hierarchical Approaches

The problem of real-time identification in large databases has been addressed in three ways: through hierarchies, classification and coding. Hierarchical approaches employ simple but computationally effective features to retrieve a sub-set of templates in a given database for further comparison [14-16]. These approaches increase matching speed at the cost of accuracy. Classifiers can remove target palmprints by using simple features.

Classification approaches assign a class to each palmprint in a database. Wu et al. define six classes based on the number of principal lines and their intersections [22] (Fig. 9). However, the six classes are highly unbalanced, e.g. about 80% of palmprints in category 5 (Fig. 9(e)) and the algorithm has high bin errors of 4%. So these classes are not enough for identification. Li et al. proposed dealing with the unbalanced class [94] problem by further dividing the unbalanced class.

5.2 Coding Approaches

Coding approaches [1, 3-4, 7, 56] use one matching function to search entire databases. This avoids introducing errors from the classification or hierarchical systems but it is difficult to identify effective features for the matching function. Daugman, the inventor of IrisCode, has demonstrated that the bitwise hamming distance allows real-time brute-force identification in large databases [25]. Several coding algorithms similar to IrisCode have been proposed for palmprint identification. PalmCode uses a single Gabor filter to extract the local phase information of palmprint [1, 7]. The phase is quantized and is represented in bits and the bitwise hamming distance is used to compare two PalmCodes. The computational architecture is the same as IrisCode. PalmCode always generates highly correlated features from different palms. To remove this correlation, in the first version of Fusion Code [75], we use four directional Gabor filters to generate four PalmCodes. These PalmCodes are combined. For each sample point, only phase information generated by the Gabor filter having maximum magnitude is quantized. Hamming distance is still used to compare two Fusion Codes. In the second version of Fusion Code, the authors carefully examine the number of Gabor filters and their

parameters and find out that the optimal number of Gabor filters is two. They replace the static threshold with a dynamical threshold. The second version of Fusion Code is much more effective than the first.

Both PalmCode and Fusion Code (first and second versions) employ quantized phases as features and the hamming distance as a matcher. Competitive Code [3] uses the orientation field of a palmprint, encoding it for high-speed matching using a novel coding scheme and bitwise angular distance. Like PalmCode and Fusion Code, Competitive Code uses translated matching to improve alignment in preprocessing. A second version of Competitive Code [5], generated 25 translated templates from an input palmprint to match the templates in a database, producing more effective matching codes than the first version. Other researchers have studied this same feature [56, 74, 85].

Sun et al. used differences between Gaussians to extract orientation fields and bitwise hamming distances for use in matching [56]. Wu et al. modified Fusion Code to extract the orientation field. This algorithm uses the hamming distance but it is not bitwise [57, 74] so direct implementation of this algorithm does not support high-speed matching. However, it is possible to replace the non-bitwise hamming distance with the bitwise hamming distance if a suitable coding scheme is provided.

Jia et al. also use the term *code* to describe their method. They modify a finite Radon transform and employ a winner-take-all rule, which is used in Competitive Code, to estimate the orientation field of palmprints. They design a matching scheme called pixel-to-area comparison to improve robustness. Because of the pixel-to-area matching scheme, the matching speed of this algorithm is slower than that of other coding algorithms, which uses bitwise hamming distance and bitwise angular distance.

IrisCode is the foundation of new coding algorithms for palmprints. IrisCode is a clustering algorithm with four prototypes; the locus of a Gabor function is a two-dimensional ellipse with respect to a phase parameter and the bitwise hamming distance can be regarded as a bitwise angular distance [38, 79].

6. Security and Privacy

Biometric systems are vulnerable to many attacks including replay, database and brute-force attacks [26]. Compared with verification, fusion and identification, there has been little research on palmprint security. We have analyzed the probability of successfully using brute-force attack to break in a palmprint identification system [5] and proposed cancelable palmprints for template re-issuance to defend replay attacks and database attacks [86]. Connie et al. combined pseudo-random keys and palmprint features to generate cancelable palmprint representations [27]. They claim that their method can achieve zero equal error rates. However, they assume [6] that the pseudo-random keys are never lost and shared and based on this assumption report zero equal error rates for different biometric traits [28]. Sun et al. apply watermarking techniques to hide finger features in palmprint images for secure identification [40]. Wu et al. use palmprint for cryptosystem [87]. Although some security issues have been addressed, it is still not enough. For example, liveness detection has not been well studied. A fake palmprint can be found in [79]. Potential solutions of liveness detection include infrared and multiple spectrum approaches [82, 107].

Biometric traits contain information not only for personal identification but also for other applications. For example, deoxyribonucleic acid (DNA) and retina can be used to

diagnose diseases. Palmprints can also indicate genetic disorders. Most previous medical research related to the palm has concentrated on abnormal flexion creases, the Simian line and the Sydney line (Fig. 10) [68]. About 3% of normal population has abnormal flexion creases. Medical researchers also discover the association between density of secondary creases and schizophrenia [36]. To protect private information in palmprints, databases store encrypted templates because the line features can be reconstructed from raw templates. Both traditional encryption techniques and cancelable biometrics can be used for encryption. Cancelable biometrics match in the transform domain while traditional encryption techniques require decryption before matching. In other words, decryption is not necessary for cancelable biometrics. When matching speed is an issue, e.g. identification in a large database, cancelable biometrics can hide private information.

7. Discussion and Conclusion

Before the end of this paper, we would like to re-mention some papers that are very worthy to read carefully. Our first suggestion is Han's work [9], which is a very complete work. We especially appreciate his palmprint scanner described in this work that can collect images of whole hands and use pegs for hand placement. For verification, we recommend Hennings-Yeomans et al's correlation filter approach [97]. They employ many user-specific techniques to optimize accuracy. For real-time large database identification, Kong's PhD dissertation is our suggestion because it contains PalmCode, Fusion Code and Competitive Code and the theory of coding methods. In addition to Kong's work, we also recommend to read the original IrisCode [25] paper, which is the foundation of all coding methods. For fusion, we do not emphasize on any paper in our

list because it is well-known that fusion can improve accuracy. Biometric fusion is in fact an application of information fusion and combined classifiers. Many excellent papers have been published in these two fields. For security, we also do not emphasize on any paper because the literature of palmprint security is very small.

In face recognition literature, many researchers design algorithms based on prior knowledge of the face. To optimize the recognition performance in terms of speed and accuracy, we expect that more algorithms are designed based on the prior knowledge of palmprints. Different template formats may require different measures for template protection [86]. More research should be put into security and privacy issues [65, 108]. For biometric fusion, the authors recommend combining IrisCode – the commercial iris recognition algorithm and Competitive Code or other coding methods for high-speed large-scale personal identification because these algorithms share a number of important properties (e.g. high speed matching). Even though IrisCode does not accumulate false acceptance rates when the number templates in database increases, its false reject rate still increases. Some issues in using palmprints for personal identification have not been well addressed. For instance, we know that ridges in palmprints are stable for a person’s whole life but the stability of principal lines and wrinkles has not been systemically investigated.

Acknowledgement

The authors would express their sincerely gratitude to Michael Wong for his great contribution to palmprint research, especially data collection and palmprint scanner development and also to the anonymous reviewers for their constructive comments. The work is partially supported by the CERG fund from the HKSAR Government, the central

fund from Hong Kong Polytechnic University, and the NSFC/863 funds under Contract No. 60620160097 and 2006AA01Z193 in China.

References:

- [1] W.K. Kong and D. Zhang, "Palmprint texture analysis based on low-resolution images for personal authentication", in *Proceedings of 16th International Conference on Pattern Recognition*, vol. 3, pp. 807-810, 2002.
- [2] A. Kong, D. Zhang and G. Lu, "A study of identical twins palmprint for personal verification", *Pattern Recognition*, vol. 39, no. 11, pp. 2149-2156, 2006.
- [3] A.W.K. Kong and D. Zhang, "Competitive Coding scheme for palmprint verification", in *Proceedings of International Conference on Pattern Recognition*, vol. 1, pp. 520-523, 2004.
- [4] A. Kong and D. Zhang, "Palmprint identification using feature-level fusion", *Pattern Recognition*, vol. 39, no. 3, pp. 478-487, 2006.
- [5] A. Kong, D. Zhang and M. Kamel, "A study of brute-force break-ins of a palmprint verification system", *IEEE Transactions on Systems, Man and Cybernetics, Part B*, vol. 36, no. 5, pp. 1201-1205, 2006.
- [6] A. Kong, K.H. Cheung, D. Zhang, M. Kamel and J. You, "An analysis of Biohashing and its variants", *Pattern Recognition*, vol. 39, no. 7, pp. 1359-1368, 2006.
- [7] D. Zhang, W.K. Kong, J. You and M. Wong, "On-line palmprint identification", *IEEE Transactions on Pattern Analysis and Machine Intelligence*, vol. 25, no. 9, pp. 1041-1050, 2003.
- [8] T. Connie, A.T.B. Jin, M.G.K. Ong and D.N.C. Ling, "An automated palmprint recognition system", *Image and Vision Computing*, vol. 23, no. 5, pp. 501-515, 2005.
- [9] C.C. Han, "A hand-based personal authentication using a coarse-to-fine strategy", *Image and Vision Computing*, vol. 22, no. 11, pp. 909-918, 2004.
- [10] C.C. Han, H.L. Cheng, C.L. Lin and K.C. Fan, "Personal authentication using palm-print features", *Pattern Recognition*, vol. 36, no. 2, pp. 371-381, 2003.
- [11] Y.H. Pang, T. Connie, A. Jin and D. Ling, "Palmprint authentication with Zernike moment invariants", in *Proceedings of the 3rd IEEE International Symposium on Signal Processing and Information Technology*, pp. 199-202, 2003.
- [12] X. Wu, D. Zhang and K. Wang, "Fisherpalms based palmprint recognition", *Pattern Recognition Letters*, vol. 24, no. 15, pp. 2829-2838, 2003.
- [13] G. Lu, D. Zhang and K. Wang, "Palmprint recognition using eigenpalms features", *Pattern Recognition Letters*, vol. 24, no. 9, pp. 1463-1467, 2003.
- [14] L. Zhang, D. Zhang, "Characterization of palmprints by wavelet signatures via directional context modeling", *IEEE Transactions on Systems, Man and Cybernetics, Part B*, vol. 34, no. 3, pp. 1335-1347, 2004.
- [15] J. You, W.K. Kong, D. Zhang, K.H. Cheung, "On hierarchical palmprint coding with multiple features for personal identification in large databases", *IEEE Transactions on Circuits and Systems for Video Technology*, vol. 14, no. 2, pp. 234-243, 2004.
- [16] W. Li, D. Zhang, Z. Xu, "Palmprint identification by Fourier transform", *International Journal of Pattern Recognition and Artificial Intelligence*, vol. 16, no. 4, pp. 417-432, 2002.

- [17] S. Ribaric, D. Ribaric and N. Pavesic, "Multimodal biometric user-identification system for network-based applications", *IEE Proceedings, Vision, Image and Signal Processing*, vol. 150, no. 6, pp. 409-416, 2003.
- [18] X.Y. Jing and D. Zhang, "A face and palmprint recognition approach based on discriminant DCT feature extraction", *IEEE Transactions on Systems, Man, and Cybernetics — Part B: Cybernetics*, vol. 34, no. 6, pp. 2405-2415, 2004.
- [19] S. Ribaric and I. Fratric, "A biometric identification system based on Eigenpalm and Eigenfinger features", *IEEE Transactions on Pattern Analysis and Machine Intelligence*, vol. 27, no. 1698-1709, 2005.
- [20] S. Ribaric, I. Fratric and K. Kis, "A biometric verification system based on the fusion of palmprint and face features", in *Proceeding of the 4th International Symposium on Image, Signal and Signal Processing and Analysis*, pp. 15-17, 2005.
- [21] A. Kumar and D. Zhang, "Personal authentication using multiple palmprint representation", *Pattern Recognition*, vol. 38, no. 10, pp. 1695-1704, 2005.
- [22] X. Wu, D. Zhang, K. Wang and B. Huang, "Palmprint classification using principal lines", *Pattern Recognition*, vol. 37, no. 10, pp. 1987-1998, 2004.
- [23] F. Yan, B. Ma, Q.X. Wang, D. Yao, C. Fang and X. Zhou, "Information fusion of biometrics based-on fingerprint, hand-geometry and palm-print" in *Proceeding of IEEE Workshop on Automatic Identification Advanced Technologies*, pp. 7-8, no. 247-252, 2007.
- [24] NEC Automated Palmprint Identification System
<http://www.necmalaysia.com.my/Solutions/PID/products/ppi.html>
- [25] J.G. Daugman, "High confidence visual recognition of persons by a test of statistical independence", *IEEE Transactions on Pattern Analysis and Machine Intelligence*, vol. 15, no. 11, pp. 1148-1161, 1993.
- [26] N.K. Ratha, J.H. Connell and R.M. Bolle, "Biometrics break-ins and band-aids", *Pattern Recognition Letters*, vol. 24, pp. 2105-2113, 2003.
- [27] T. Connie, A. Teoh, M. Goh and D. Ngo, "PalmHashing: a novel approach for cancelable biometrics", *Information Processing Letters*, vol. 93, no. 1, pp. 1-5, 2005.
- [28] A.B.J. Teoh, D.C.L. Ngo and A. Goh, "BioHashing: two factor authentication featuring fingerprint data and tokenised random number", *Pattern Recognition*, vol. 37, pp. 2245-2255, 2004.
- [29] C. Poon, D.C.M. Wong and H.C. Shen, "Personal identification and verification: fusion of palmprint representations", in *Proceedings of International Conference on Biometric Authentication*, pp. 782-788, 2004.
- [30] L.S. Penrose, "Fingerprints and palmistry", *The Lancet*, vol. 301, no 7814, pp. 1239-1242, 1973.
- [31] F. Li, M.K.H. Leung and X. Yu, "Palmprint identification using Hausdorff distance", in *Proceedings of International Workshop on Biomedical Circuits and Systems*, pp. S3/3-S5-8, 2004.
- [32] A. Okatan, C. Akpolat and G. Albayrak, "Palmprint verification by using cosine vector", *IJSIT Lecture Note of International Conference on Intelligent Knowledge Systems*, vol. 1, no. 1, pp. 111-113, 2004.
- [33] G. Lu, K. Wang and D. Zhang "Wavelet based feature extraction for palmprint identification", in *Proceeding of Second International Conference on Image and Graphics*, pp. 780-784, 2002
- [34] X. Wu, K. Wang and D. Zhang, "Line feature extraction and matching in palmprint", in *Proceeding of the Second International Conference on Image and Graphics*, pp. 583-590, 2002

- [35] A. Kumar and D. Zhang, "Combining fingerprint, palmprint and hand-shape for user authentication", in *Proceedings of The International Conference on Pattern Recognition*, vol. 4, pp. 549-552, 2006
- [36] M. Cannon, M. Byrne, D. Cotter, P. Sham, C. Larkin, E. O'Callaghan, "Further evidence for anomalies in the hand-prints of patients with schizophrenia: a study of secondary creases", *Schizophrenia Research*, vol. 13, pp. 179-184, 1994.
- [37] J. Doublet, M. Revenu and O. Lepetit, "Robust grayscale distribution estimation for contactless palmprint recognition", *First IEEE International Conference on Biometrics: Theory, Applications, and Systems*, pp. 1-6, 2007
- [38] A. Kong, D. Zhang and M. Kamel, "An anatomy of IrisCode for precise phase representation", *International Conference on Pattern Recognition*, vol. 4, pp. 429-432, 2006.
- [39] Q. Li, Z. Qiu and D. Sun, "Feature-level fusion of hand biometrics for personal verification based on Kernel PCA", *International Conference on Biometrics*, pp. 744-750, 2006.
- [40] D. Sun, Q. Li, T. Liu, B. He and Z. Qu, "A secure multimodal biometric verification scheme", *International Workshop on Biometric Recognition Systems*, pp. 233-240, 2005.
- [41] C. Poon, D.C.M. Wong and H.C. Shen, "A new method in locating and segmenting palmprint into region-of-interest", in *Proceedings of the 17th International Conference on Pattern Recognition*, vol. 4, pp. 533-536, 2004
- [42] G.M. Lu, K.Q. Wang and D. Zhang, "Wavelet based independent component analysis for palmprint identification", in *Proceedings of International Conference on Machine Learning and Cybernetics*, vol. 6, pp. 3547-3550, 2004
- [43] P. Hennings and B.V.K.V. Kumar, "Palmprint recognition using correlation filter classifiers", *Conference Record of the 38th Asilomar Conference on Signal, Systems and Computers*, vol. 1, pp. 567-571, 2004.
- [44] X. Wu, K. Wang and D. Zhang, "Fuzzy direction element energy feature (FDEEF) based palmprint identification", in *Proceedings of International Conference on Pattern Recognition*, vol. 1, pp. 95-98, 2002.
- [45] X. Wu, K. Wang, D. Zhang, "Palmprint recognition using directional energy feature", in *Proceedings of International Conference on Pattern Recognition*, vol. 4, pp. 475-478, 2004.
- [46] Q. Dai, N. Bi, D. Huang, D. Zhang and F. Li, "M-band wavelets applications to palmprint recognition based on texture features" in *Proceedings Conference on Image Processing*, vol. 2, pp. 893-896, 2004
- [47] K. Dong, G. Feng and D. Hu, "Digital curvelet transform for palmprint recognition", *Lecture Notes in Computer Science*, Springer, vol. 3338, pp. 639-645, 2004.
- [48] X. Wu, K. Wang and D. Zhang, "HMMs based palmprint identification", *Lecture Notes in Computer Science*, Springer, vol. 3072, pp. 775-781, 2004.
- [49] Y. Li, K. Wang and D. Zhang, "Palmprint recognition based on translation invariant Zernike moments and modular neural network", *Lecture Notes in Computer Science*, Springer, vol. 3497, pp. 177-182, 2005.
- [50] A. Kumar, D.C.M. Wong, H.C. Shen and A.K. Jain, "Personal verification using palmprint and hand geometry biometric," *Lecture Notes in Computer Science*, Springer, pp. 668-678, 2003.
- [51] X. Wu, K. Wang and D. Zhang, "Wavelet based palmprint recognition", in *Proceeding of the First International Conference on Machine Learning and Cybernetics*, vol. 3, pp. 1253-1257, 2002.
- [52] W.W. Boles and S.Y.T. Chu, "Personal identification using images of the human palms", in *Proceedings of IEEE Region 10 Annual Conference, Speech and Image Technologies for Computing and Telecommunications*, vol. 1, pp. 295-298, 1997.

- [53] M. Rafael Diaz, C.M. Travieso, J.B. Alonso and M.A. Ferrer, "Biometric system based in the feature of hand palm", in *Proceedings of 38th Annual International Carnahan Conference on Security Technology*, pp. 136-139, 2004.
- [54] J.S. Noh and K.H. Rhee, "Palmprint identification algorithm using Hu invariant moments and Otsu binarization", in *Proceeding of Fourth Annual ACIS International Conference on Computer and Information Science*, pp. 94-99, 2005
- [55] J. Doi and M. Yamanaka, "Personal authentication using feature points on finger and palmar creases" in *Proceedings of 32nd Applied Imagery Pattern Recognition Workshop*, pp. 282-287, 2003.
- [56] Z. Sun, T. Tan, Y. Wang and S.Z. Li, "Ordinal palmprint representation for personal identification", in *Proceeding of Computer Vision and Pattern Recognition*, vol. 1, pp 279-284, 2005.
- [57] X. Wu, D. Zhang and K. Wang, "Fusion of phase and orientation information for palmprint authentication", *Pattern Analysis and Applications*, vol. 9, no. 2, pp. 103-111, 2006.
- [58] S.Y. Kung, S.H. Lin and M. Fang, "A neural network approach to face/palm recognition" in *Proceedings of IEEE Workshop Neural Networks for Signal Processing*, pp. 323-332, 1995.
- [59] P.A. Recobos Rodrigues and J.D. Landa Silva, "Biometric identification by dermatoglyphics", in *Proceedings of International Conference on Image Processing*, vol. 1, pp. 319-322, 1996.
- [60] X. Wu, K. Wang and D. Zhang, "A novel approach of palm-line extraction", in *Proceeding of the Third International Conference on Image and Graphics*, pp. 230-233, 2004
- [61] A. Kumar and D. Zhang, "Integrating shape and texture for hand verification", in *Proceedings of Third International Conference on Image and Graphics*, pp. 222-225, 2004.
- [62] A. Kumar and D. Zhang, "Integrating palmprint with face for user authentication", in *Proceedings of Multi Modal User Authentication Workshop*, pp. 107-112, 2003
- [63] A. Kumar and D. Zhang, "Palmprint authentication using multiple classifiers", in *Proceedings of SPIE Symposium on Defence and Security- Biometric Technology for Human Identification*, pp. 20-29, 2004.
- [64] A. Kumar and H.C. Shen, "Palmprint identification using PalmCodes", in *Proceedings of 3rd International Conference on Image and Graphics*, pp. 258-261, 2004.
- [65] International Biometric Group: Biometrics Vulnerability and Penetration Testing <http://www.biometricgroup.com/biometrics%20vulnerability%20testing.html>
- [66] G. Feng, K. Dong, D. Hu and D. Zhang, "When face are combined with palmprints: a novel biometric fusion strategy", *Lecture Notes in Computer Science*, Springer, vol. 3072, pp. 701-707, 2004.
- [67] L. Shang, D.S. Huang, J.X. Du and C.H. Zheng, "Palmprint recognition using FastICA algorithm and radial basis probabilistic neural network", *Neurocomputing*, vol. 69, no. 13-15, pp. 1782-1786, 2006
- [68] The National Fragile X Foundation <http://www.nfxf.org/html/checklist.htm>
- [69] N. Duta, A.K. Jain and K.V. Mardia, "Matching of palmprints", *Pattern Recognition Letters*, vol. 23, no. 4, pp. 477-485, 2002
- [70] W. Shu and D. Zhang, "Automated personal identification by palmprint", *Optical Engineering*, vol. 38, no. 8, pp. 2359-2362, 1998
- [71] W. Zuo, K. Wang and D. Zhang, "Bi-directional PCA with assembled matrix distance metric", in *Proceeding of IEEE International Conference on Image Processing*, vol. 2, pp. 958-961, 2005

- [72] W. Zuo, K. Wang and D. Zhang, "Assembled matrix distance metric for 2DPCA-based face and palmprint recognition", in *Proceeding of International Conference on Machine Learning and Cybernetics*, vol. 8, pp. 4870-4875, 2005
- [73] G. Feng, D. Hu, D. Zhang and Z. Zhou, "An alternative formulation of kernel LPP with application to image recognition", *Neurocomputing*, vol. 67, no. 13-15, pp. 1733-1738, 2006
- [74] X. Wu, K. Wang and D. Zhang, "Palmprint authentication based on orientation code matching", in *Proceeding of 5th International Conference on Audio- and Video- Based Biometric Person Authentication*, pp. 555-562, 2005.
- [75] A. Kong and D. Zhang, "Feature-level fusion for effective palmprint authentication" in *Proceedings of International Conference on Biometric Authentication*, vol. 1, pp. 520-523, 2004
- [76] A. Kumar, D.C.M. Wong, H.C. Shen and A.K. Jain, "Personal authentication using hand images", *Pattern Recognition Letters*, vol. 27, no. 13, pp. 1478-1486, 2006
- [77] A. Ross and A.K. Jain, "Information fusion in Biometrics", *Pattern Recognition Letters*, vol. 24, no. 13, pp. 2115-2125, 2003
- [78] J.S. Chen, Y.S. Moon and H.W. Yeung, "Palmprint authentication using time series", in *Proceeding of 5th International Conference on Audio- and Video- Based Biometric Person Authentication*, pp. 20-22, 2005.
- [79] A.W.K.Kong, Palmprint Identification Based on Generalization of IrisCode, PhD Thesis, University of Waterloo, Canada, 2007 (available at <http://uwspace.uwaterloo.ca/handle/10012/2708>)
- [80] T. Savic and N. Pavesic, "Personal recognition based on an image of the palmar surface of the hand", *Pattern Recognition*, vol. 40, pp. 3252-3163, 2007.
- [81] X.Y. Jing, Y.F. Yao, D. Zhang, J.Y. Yang and M. Li, "Face and palmprint pixel level fusion and Kernel DCV-RBF classifier for small sample biometric recognition", *Pattern Recognition*, vol. 40, pp. 3209-3224, 2007.
- [82] R.K. Rowe, U. Uludag, M. Demirkus, S. Parthasaradhi and A.K. Jain, "A multispectral whole-hand biometric authentication system", *Proceedings of Biometric Symposium Biometric Consortium Conference*, Baltimore, September, 2007.
- [83] D.S. Huang, W. Jia and D. Zhang, "Palmprint verification based on principal lines", *Pattern Recognition*, vol. 41, no. 4, pp. 1316-1328, 2008.
- [84] J.G. Wang, W.Y. Yau, A. Suwandy and E. Sung, "Person recognition by fusing palmprint and palm vein images based on Laplacianpalm representation", *Pattern recognition*, vol. 41, no. 5, pp. 1514-1527, 2008
- [85] W. Jia, D.S Huang and D. Zhang, "Palmprint verification based on robust line orientation code", *Pattern Recognition*, vol. 41, no. 5, pp. 1504-1513, 2008
- [86] A. Kong, D. Zhang and M. Kamel, "Three measure for secure palmprint identification", *Pattern Recognition*, vol. 41, no. 4, pp. 1329-1337, 2008
- [87] X. Wu, D. Zhang and K. Wang, "A palmprint cryptoystem", *International Conference on Biometrics*, pp. 1035-1042, 2007
- [88] X. Wu, D. Zhang, K. Wang and N. Qi, "Fusion of palmprint and iris for personal authentication", in *Proceedings of the Third International Conference on Advanced Data Mining and Applications*, Harbin, China, pp, 2007
- [89] R. Chu, Z. Lei, Y. Han and S.Z. Li, "Learning Gabor magnitude features for palmprint recognition", *ACCV*, pp. 22-31, 2007
- [90] L. Shang, D.S. Huang, J.X. Du and Z.K. Huang, "Palmprint recognition using ICA based on winner-take-all network and radial basis probabilistic neural network", *LNCS 3972*, pp. 216-221, 2006.
- [91] M. Ekinci and M. Aykut, "Palmprint recognition by applying wavelet subband representation and kernel PCA", *LNAI*, pp. 628-642, 2007.

- [92] X. Zhou, Y. Peng and M. Yang, "Palmprint recognition using wavelet and support vector machines", *The 9th Pacific Proceeding of IEEE Interna c Rim International Conference on Artificial Intelligence Guilin*, China, pp. pp. 285-393, 2006.
- [93] M. Wong, D. Zhang, W.K. Kong and G. Lu, "Real-time palmprint acquisition system design", *IEEE Proceedings, vision and signal processing*, vol. 152, no. 5, pp. 527-534, 2005.
- [94] L. Fang, M.K.H. Leung, T. Shikhare, V. Chan and K.F. Choon, "Palmprint classification", *IEEE International Conference on Systems, Man and Cybernetics*, pp. 2965-2969, 2006
- [95] M.K.H Leung, A.C.M Fong and H.S. Cheung, "Palmprint verification for controlling access to shared computing resources", *IEEE Pervasive Computing*, vol. 6, no. 4, pp. 40-47, 2007
- [96] K. Ito, T. Aoki, H. Nakajima, K. Kobayashi and T. Higuchi, "A phase-based palmprint recognition algorithm and its experimental evaluation", in *Proceeding of International Symposium on Intelligent Signal Processing and Communications*, pp. 2669-2672, 2006
- [97] P.H. Hennings-Yeomans, B.V.K. Vijaya Kumar and M. Savvides, "Palmprint classification using multiple advanced correlation filters and palm-specific segmentation", *IEEE Transactions on Information Forensics and Security*, vol. 6, pp. 613-622, 2007.
- [98] X. Wang, H. Gong, H. Zhang, B. Li and Z. Zhuang, "Palmprint identification using boosting local binary pattern", in *Proceedings of International Conference on Pattern Recognition*, pp. 503-506, 2006
- [99] L. Zhang, Z. Guo, Z. Wang and D. Zhang, "Palmprint verification using complex wavelet transform", in *Proceedings of International Conference on Image Processing*, vol. 2, pp. 417- 420, 2007.
- [100] Z. Wang, A.C. Bovik, H.R. Sheikh and E.P. Simoncelli, "Image quality assessment: From error to structural similarity", *IEEE Trans. Image Processing*, vol. 13, pp. 600-612, 2004.
- [101] G.Y. Chen, T.D. Bui and A. Krzyzak, "Palmprint classification using dual-tree complex wavelets", in *Proceeding of International Conference on Image Processing*, pp. 2645-2648, 2006
- [102] J. Yang, D. Zhang, J.Y. Yang and B. Niu, "Globally maximizing locally minimizing: unsupervised discriminant projection with applications to face and palm biometrics", *IEEE Transactions on Pattern Analysis and Machine Intelligence*, vol. 29, no. 4, pp. 650-664, 2007.
- [103] J. Canny, "A computational approach to edge detection", *IEEE Transactions on Pattern Analysis and Machine Intelligence*, vol. 8, no. 6, pp. 450-463, 1986
- [104] Y. Gao and M.K. Leung, "Face recognition using line edge map", *IEEE Transactions on Pattern Analysis and Machine Intelligence*, vol. 24, no. 6, pp. 764-779, 2002.
- [105] W. Deng, J. Hu, J. Guo, H. Zhang and C. Zhang, "Comment on "Globally maximizing locally minimizing: unsupervised discriminant projection with applications to face and palm biometrics"", *IEEE Transactions on Pattern Analysis and Machine Intelligence*, vol. 30, no. 8, pp. 1503-1504, 2008.
- [106] B. V. Kumar, A. Mahalanobis and R.D. Juday, *Correlation Pattern Recognition*, Cambridge, U.K.: Cambridge Univ. Press, 205.
- [107] Y.B Zhang, Q. Li, J. You and P. Bhattacharya, "Palm vein extraction and matching for personal authentication", *LNCS*, vol. 4781, pp. 154-164, 2007.
- [108] J.D. Golic and M. Baltatu, "Entropy analysis and new constructions of biometric key generation systems", *IEEE Transactions on Information Theory*, vol. 54, no. 5, pp. 2026-2040, 2008

Figures:

Fig. 1 Definitions of palm lines and regions (a) from scientists and (b) from fortune-tellers.

Fig. 2 Palmprint features in (a) a high resolution image and (b) a low resolution image.

Fig. 3 The inter relationships between different objectives for designing a biometric system.

Fig. 4 An illustration of a typical palmprint recognition system

Fig. 5 A CCD-based palmprint scanner

Fig. 6 Two palmprints collected by (a) a CCD-based palmprint scanner, and (b) a digital scanner

Fig. 7 Illustration of preprocessing. (a) the key points based on finger boundary and (b) the central parts for feature extraction.

Fig. 8 The architecture of subspace approach

Fig. 9 The six classes of palmprints defined by Wu et al. [22]

Fig. 10 Abnormal palmprints.

Tables:

Table 1 Summary of subspace approach

Table 2 Summary of statistical approach

Table 3 Summary of palmprint fusion

Figures:

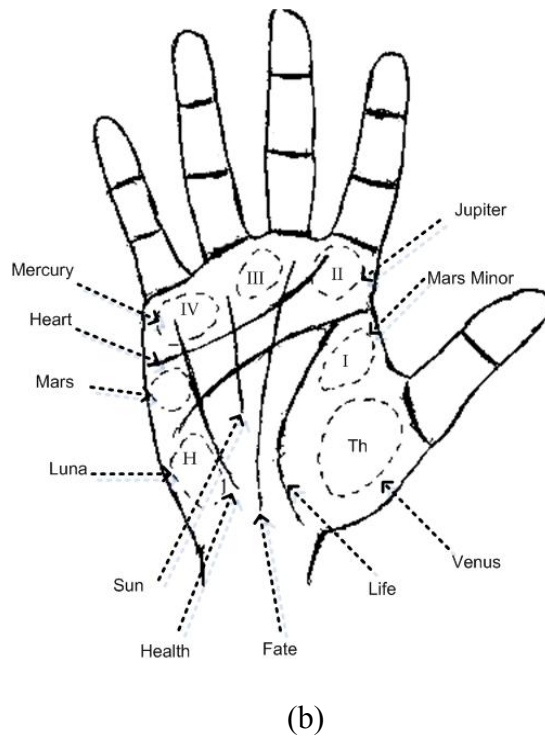
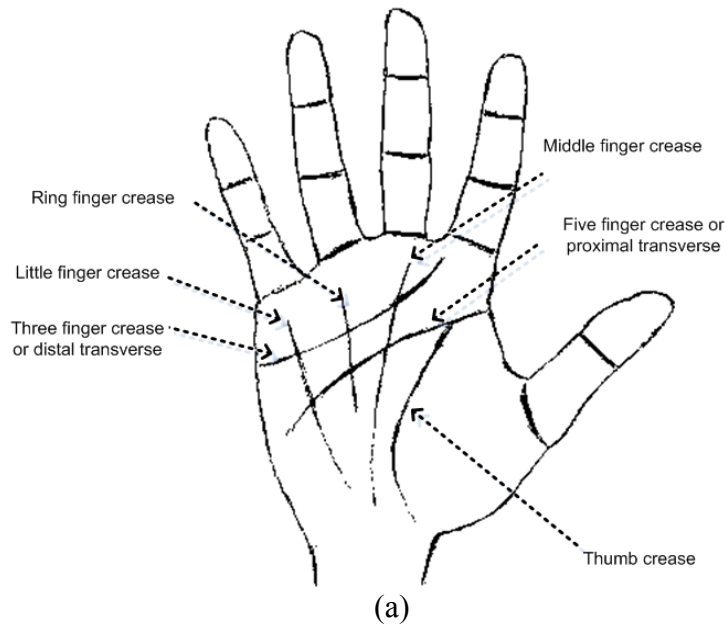

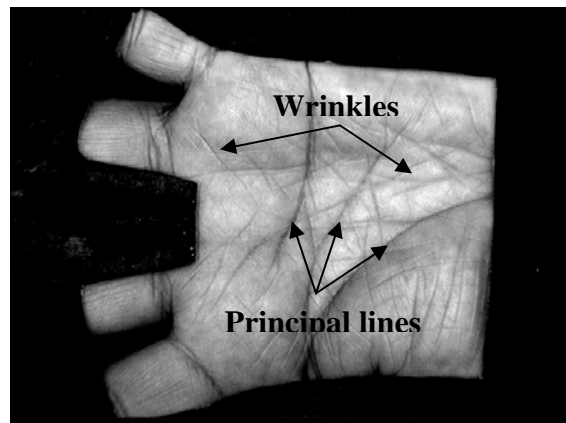


Fig. 1



(a)



(b)

Fig. 2

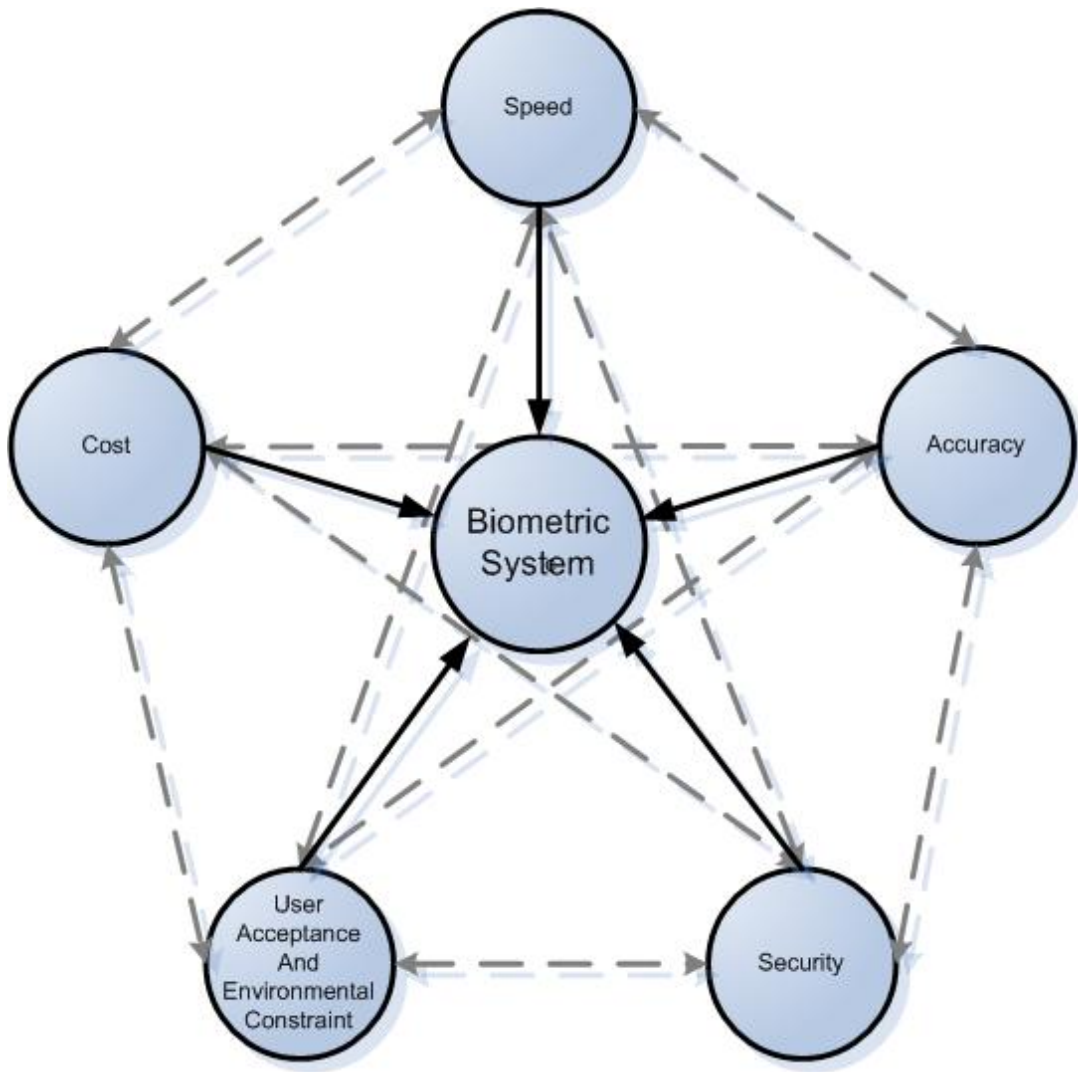


Fig. 3

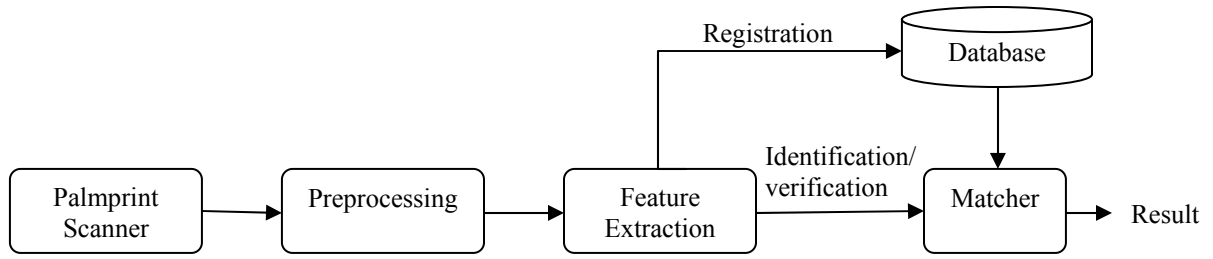


Fig. 4



Fig. 5

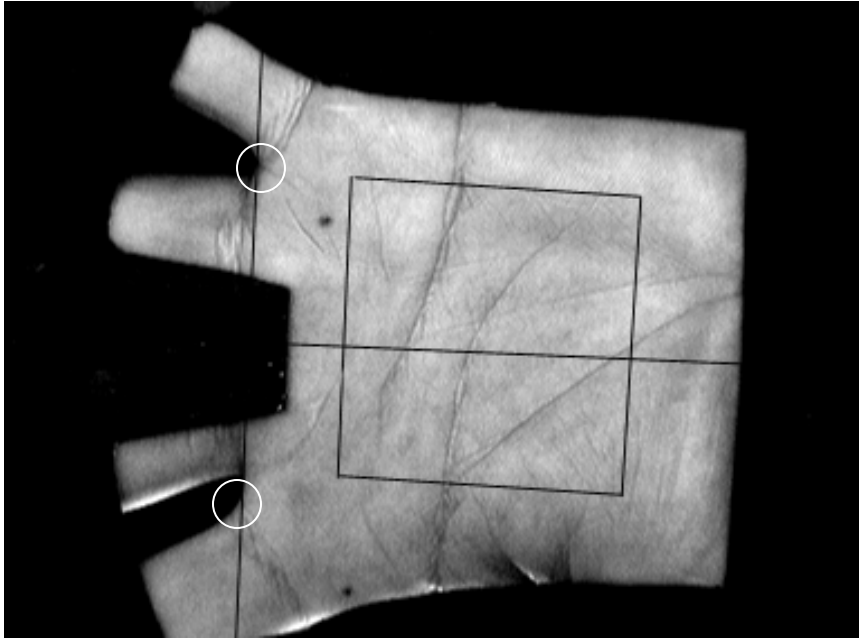


(a)

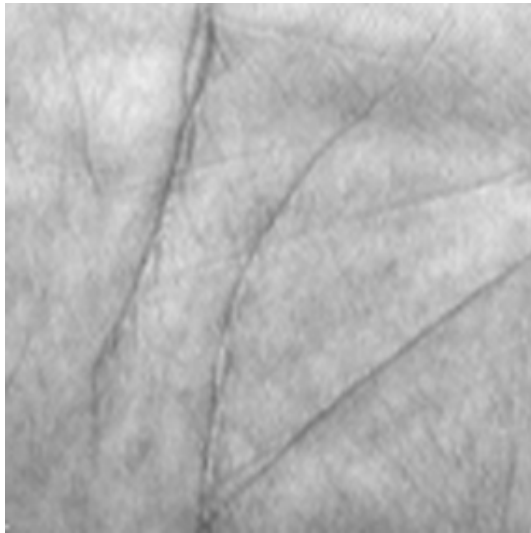


(b)

Fig. 6



(a)



(b)

Fig. 7


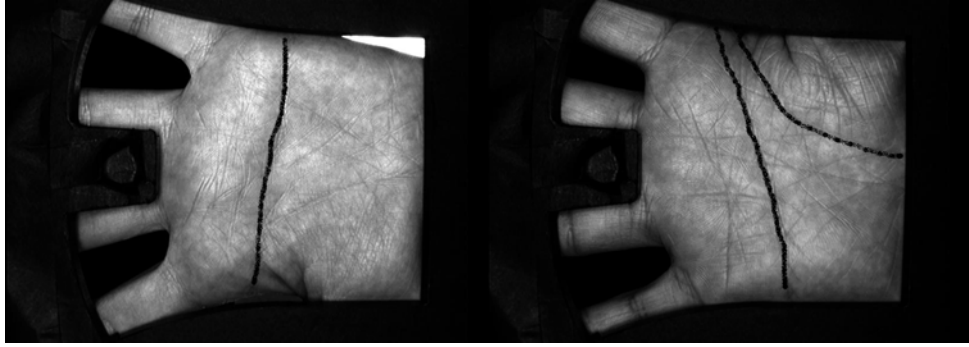
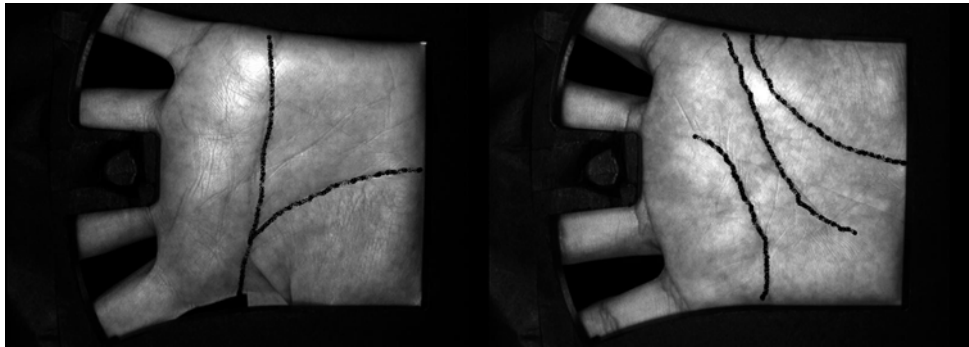


Fig. 8



(a)

(b)



(c)

(d)



(e)

(f)

Fig. 9

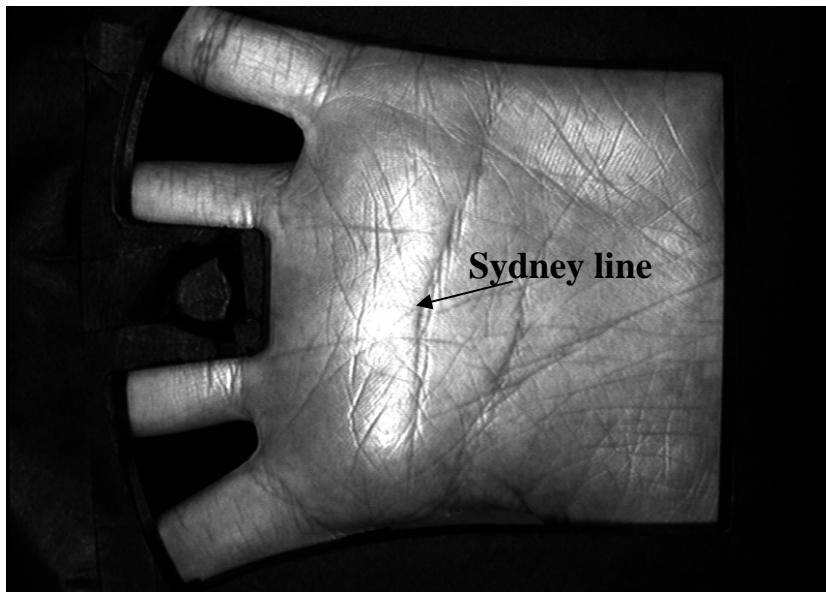


Fig. 10

Tables:

Table 1 Summary of Subspace Approach

Feature extraction	Subspace	Classifier	Ref
Wavelets: Haar, Daubechies and Symmlet	PCA, LDA, ICA	L ₁ Measure L ₂ Measure Cosine Measure Probabilistic neural network	8
Nil	LDA	Euclidean distance	12
Nil	PCA	Weighted Euclidean distance	13
DCT	Improved Fishface	Euclidean distance	18
Nil	Kernel PCA	Maximum a posterior classifier	39
Wavelet	ICA	Euclidean distance	42
Nil	PCA, ICA	Euclidean distance	66
Nil	ICA	Radial basis probabilistic neural network	67
Nil	Bi-directional PCA	Assembled Matrix distance metric	71
Nil	Kernel PCA + Locality preserving projections	Euclidean distance	73
Gabor filter + boosting algorithm	LDA	Cosine distance	89
Nil	Winner-take-all network based on ICA	Radial basis probabilistic neural network	90
Wavelet, DCT, FFT	Kernel PCA	Support Vector Machine, Weighted Euclidean Distance, Linear Euclidean Distance	91
Nil	Unsupervised discriminant project	Euclidean, Cosine measure	102, 105

Table 2 Summary of Statistical Approach

Feature extraction	Statistical feature	Shape of small regions	Classifier	Ref
Sobel filter, morphological operators	Mean	Square and rectangle	Backpropagation neural network	10
Direction masks	Standard deviation	Square	Cosine similarity	33, 50
Gabor filter	Mean and standard deviation	Circular	Cosine similarity	64
Directional line detector, Gabor, Haar Wavelet	Mean energy, number of line pixel	Rectangle, segments in elliptical half-ring	L_1 norm	29
Nil	Zernike moments	Global statistics	Euclidean, L_1 norm	11
Wavelet	center of gravity, density, spatial dispersivity and engery	Global statistics	Sum of individual percentage error	14
M-band wavelet	L_1 -norm energy, Variance	Global statistics	Euclidean distance	46
Nil	Zernike moments	Global statistics	Modular neural network	49
Otsu binarization	Hu Invariant Moments	Global statistics	Euclidean distance	54

Table 3 Summary of Palmprint Fusion

Biometric traits and features	Level of fusion	Ref
Hand geometry and palmprint	Feature	9
Hand geometry and palmprint	Score	17
Finger + palmprint	Score	19
Face + palmprint	Score	20
Gabor + Line features + PCA features from palmprints	Score	21
Gabor + Line + Haar wavelet features from palmprints	Score/decision	29
Hand geometry + palmprint + knuckleprint	Feature	39
Hand geometry + palmprint	Feature/score	50
Face + palmprint + Claimed identity	Score	62
Face + palmprint	Feature	66
Hand geometry + palmprint	Feature/score	76
Hand geometry+palmprint+finger surface	Score	80
Palmprint+face	Feature	81
Fingerprint+Hand geometry+palmprint	Score	23, 35, 82
Palmprint+palm vein	Score	84
Palmprint+iris	Score	88